


e - articles



edited by  
*Dale Harvey*

for more e-articles and information visit [www.daleharvey.com](http://www.daleharvey.com)



# Lawns



## Lawn Care



A good lawn is important to our modern lifestyle and to the beauty of so many sites that it is worth spending a little time getting things right. Over most of New Zealand, autumn is the best time to sow a new lawn or reestablish an existing one. In autumn, soils are easily worked and are warm which speeds germination. Approaching rains of winter promise that the new

lawn will stay moist and have plenty of time to become established with a deep root system before dry weather returns.


Early spring sowing is also an effective time to plant. This is especially true in colder districts where tender autumn sown grasses could be killed by severe winter weather. But be prepared to irrigate since spring sown grasses will have little time to become established before summer weather arrives and die-back may occur later if the new grasses are exposed to hot weather and drying winds.



Lawn grasses can usually be established in ordinary soils but the best varieties prefer deeply dug, freely draining soils that are rich and loamy. Poorer soils can be enriched by digging in fine compost or weed-free top soil and/or spreading Hauraki Peat Moss at least 2-3 cm deep over the soil surface. The lawn

will need to drain well.

If water stands on the land for very long during wet weather then drain tiles or re-contouring may be necessary before seed is laid. After roughly digging the site, level the land carefully to eliminate hills and pockets. Rake the surface smooth then roll



for more information and pictures visit [www.daleharvey.com](http://www.daleharvey.com)